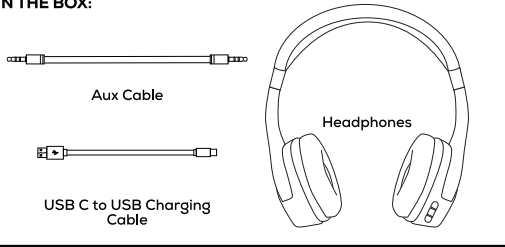


ROCK FOR KIDS WIRELESS HEADPHONES

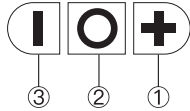
INSTRUCTION MANUAL

IN THE BOX:



FUNCTIONS ON HEADPHONE

- ① + Track/+ Volume
- ② Power ON/OFF and Call Answer
- ③ -Track/- Volume



EXTRA SPECIFICATION

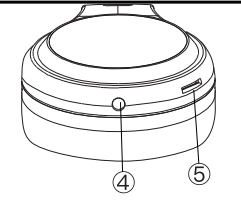
- Safe audio for children's ears, limited to 85dB to prevent damage
- Provides around 18hrs playback on a single charge
- Compatible with Apple & Android devices
- Comfort fit ear pieces • On-ear button controls
- 10m range • Bluetooth V5.3 for better connectivity
- Adjustable design • 3.5mm Aux port
- 0-100% charge in around 120 mins*
- 40mm driver units provides superior audio quality delivering

HOW TO USE - Follow diagram for functions

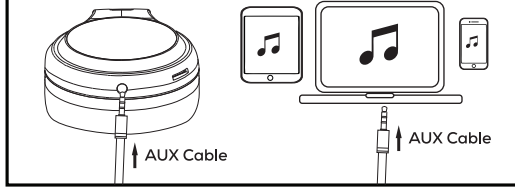
- Turning Headphones On/Off**
To turn ON or OFF press and hold the 'Power Button'.
ON: The LED will flash blue & red, then the headphones will be ready to pair with your device.
OFF: The LED will not be visible.
- Forward Track -** Quickly press '+' button.
Volume Up - Hold and press '+' button.
- Rewind Track -** Quickly press '-' button.
Volume Down - Hold and press '-' button.

HEADPHONE PORTS/INPUTS

- ④ DC/AUX port
- ⑤ USB C charging port

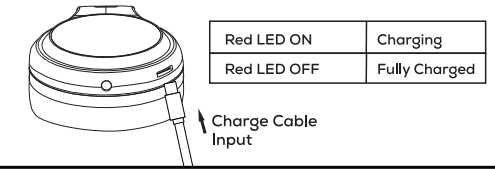


AUDIO VIA THE AUX CABLE



NOTE: When connected to your device via the AUX cable you will not be able to use the function buttons on the headphones, instead use the controls on your mobile device.

CHARGING



NOTE: Fully charge your headphones before first use. Use the included cable to charge your headphones, connect the cable to a charger, computer or power bank (devices not included). Once charged safely disconnect. A full charge will take around 120 minutes.

SPECIFICATIONS

Bluetooth version	5.3
Connecting distance	≤10M
Battery	300mAh
Charging time	2-3h
Speaker size	40mm
Frequency range	20Hz-20kHz
Max Volume	85dB
Max Power	13mW

* Duration of playback/charge may vary due to volume. Times provided are based at 50% volume.

NOTE: Specifications and images are subject to change without notice.



IMPORTANT SAFETY PRECAUTIONS:

When using your Rock wireless headphones, basic safety precautions should always be followed:
Read all the instructions before first use, keep these instructions in a safe place for future reference, use original cables to charge and play your music. Ensure when using these headphones for any activity to always be aware of your environment such as other people, vehicles and animals. Do not use the product in humid areas or near water and do not put on wet surfaces, this product is not waterproof. To clean use a dry clean cloth, do not use any chemicals or detergent. Parental supervision is advised as children's hearing is sensitive. Do not expose this product to low temperatures or excessive heat or fire; do not leave in direct sunlight in case of overheating. Do not expose this product to temperatures above 100°F. Do not attempt to repair this product yourself, contact a qualified service centre if you need to service this product. Do not drop, crush or expose this product to physical force. This product is not intended for commercial use. Please recycle or dispose of this product at its end of life, dispose of responsibly based on your local authorities rules. Contact your local recycling centre of how to dispose of safely as this item does contain a battery. This product is limited to 85 decibels, however ensure to check volumes at all times, avoid excessively loud audio as this may damage your hearing.
One year warranty: This covers the original purchaser and is not transferable. This warranty covers NORMAL USE, due to defects in materials or workmanship, your product will be repaired or replaced within one year from purchase. Damages or malfunctions resulting from misuse, tampering, modification and accidents are not covered.



TROUBLESHOOTING

- Problems pairing your device via Bluetooth**
 - 1 - Turn off both your headphones and mobile device, then restart both then follow the steps to pair again.
 - 2 - There maybe a conflict with other Bluetooth devices, turn off all local Bluetooth devices.
- Distortion in sound or quiet audio**
 - 1 - Check that your headphone battery is not low, recharge fully.
 - 2 - Turn up the volume on your mobile device.
- Intermittent sound**
 - 1 - Check you are within 10m range of your mobile device.
 - 2 - Check there are no obstacles/barriers between the headphones and your mobile device.
- Headphone has frozen**
Press and hold the ON/OFF button for 10 seconds, this will reset the headphones.

ROCKBTK BATCH: 11/23



Brandquest UK Ltd
Middlewich, Cheshire, CW10 0GF.
Designed in the UK.
Product made in China.
Design & specification may be subject to change without prior notice.



ROCK FOR KIDS WIRELESS HEADPHONES

INSTRUCTION MANUAL

